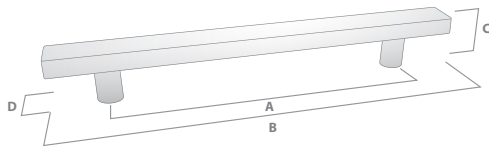


TARKINE

THE TIMBER COLLECTION



TARKINE ENTRANCE HANDLE NATURAL OAK NO CAP

FINISH	CODE	HC	L	W/D	P/H
Matt Black	380.450.04	330mm	450mm	40mm	60mm
Polished Chrome	380.450.06	330mm	450mm	40mm	60mm
Polished Gold	380.450.08	330mm	450mm	40mm	60mm
Satin Chrome	380.450.15	330mm	450mm	40mm	60mm
Brushed Gold	380.450.35	330mm	450mm	40mm	60mm
Matt Black	380.600.04	440mm	600mm	40mm	60mm
Polished Chrome	380.600.06	440mm	600mm	40mm	60mm
Polished Gold	380.600.08	440mm	600mm	40mm	60mm
Satin Chrome	380.600.15	440mm	600mm	40mm	60mm
Brushed Gold	380.600.35	440mm	600mm	40mm	60mm
Matt Black	380.900.04	660mm	900mm	40mm	60mm
Polished Chrome	380.900.06	660mm	900mm	40mm	60mm
Polished Gold	380.900.08	660mm	900mm	40mm	60mm
Satin Chrome	380.900.15	660mm	900mm	40mm	60mm
Brushed Gold	380.900.35	660mm	900mm	40mm	60mm
Matt Black	380.1200.04	900mm	1200mm	40mm	60mm
Polished Chrome	380.1200.06	900mm	1200mm	40mm	60mm
Polished Gold	380.1200.08	900mm	1200mm	40mm	60mm
Satin Chrome	380.1200.15	900mm	1200mm	40mm	60mm
Brushed Gold	380.1200.35	900mm	1200mm	40mm	60mm

HC Hole Centres (A)
 L Overall Length (B)
 W/D Width or Diameter (D)
 P/H Projection or Height (C)


AVAILABLE FINISHES:



Natural Oak - Matt Black



Natural Oak - Polished Chrome



Natural Oak - Polished Gold



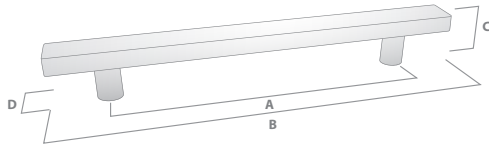
Natural Oak - Satin Chrome



Natural Oak - Brushed Gold

TARKINE

THE TIMBER COLLECTION



TARKINE ENTRANCE HANDLE MYRTLE NO CAP

FINISH	CODE	HC	L	W/D	P/H
Matt Black	381.450.04	330mm	450mm	40mm	60mm
Polished Chrome	381.450.06	330mm	450mm	40mm	60mm
Polished Gold	381.450.08	330mm	450mm	40mm	60mm
Satin Chrome	381.450.15	330mm	450mm	40mm	60mm
Brushed Gold	381.450.35	330mm	450mm	40mm	60mm
Matt Black	381.600.04	440mm	600mm	40mm	60mm
Polished Chrome	381.600.06	440mm	600mm	40mm	60mm
Polished Gold	381.600.08	440mm	600mm	40mm	60mm
Satin Chrome	381.600.15	440mm	600mm	40mm	60mm
Brushed Gold	381.600.35	440mm	600mm	40mm	60mm
Matt Black	381.900.04	660mm	900mm	40mm	60mm
Polished Chrome	381.900.06	660mm	900mm	40mm	60mm
Polished Gold	381.900.08	660mm	900mm	40mm	60mm
Satin Chrome	381.900.15	660mm	900mm	40mm	60mm
Brushed Gold	381.900.35	660mm	900mm	40mm	60mm
Matt Black	381.1200.04	900mm	1200mm	40mm	60mm
Polished Chrome	381.1200.06	900mm	1200mm	40mm	60mm
Polished Gold	381.1200.08	900mm	1200mm	40mm	60mm
Satin Chrome	381.1200.15	900mm	1200mm	40mm	60mm
Brushed Gold	381.1200.35	900mm	1200mm	40mm	60mm

HC Hole Centres (A)
 L Overall Length (B)
 W/D Width or Diameter (D)
 P/H Projection or Height (C)


AVAILABLE FINISHES:



Natural Oak - Matt Black



Natural Oak - Polished Chrome



Natural Oak - Polished Gold



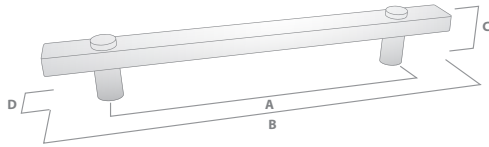
Natural Oak - Satin Chrome



Natural Oak - Brushed Gold

TARKINE

THE TIMBER COLLECTION



TARKINE ENTRANCE HANDLE NATURAL OAK VISIBLE CAP

FINISH	CODE	HC	L	W/D	P/H
Matt Black	382.450.04	330mm	450mm	40mm	60mm
Polished Chrome	382.450.06	330mm	450mm	40mm	60mm
Polished Gold	382.450.08	330mm	450mm	40mm	60mm
Satin Chrome	382.450.15	330mm	450mm	40mm	60mm
Brushed Gold	382.450.35	330mm	450mm	40mm	60mm
Matt Black	382.600.04	440mm	600mm	40mm	60mm
Polished Chrome	382.600.06	440mm	600mm	40mm	60mm
Polished Gold	382.600.08	440mm	600mm	40mm	60mm
Satin Chrome	382.600.15	440mm	600mm	40mm	60mm
Brushed Gold	382.600.35	440mm	600mm	40mm	60mm
Matt Black	382.900.04	660mm	900mm	40mm	60mm
Polished Chrome	382.900.06	660mm	900mm	40mm	60mm
Polished Gold	382.900.08	660mm	900mm	40mm	60mm
Satin Chrome	382.900.15	660mm	900mm	40mm	60mm
Brushed Gold	382.900.35	660mm	900mm	40mm	60mm
Matt Black	382.1200.04	900mm	1200mm	40mm	60mm
Polished Chrome	382.1200.06	900mm	1200mm	40mm	60mm
Polished Gold	382.1200.08	900mm	1200mm	40mm	60mm
Satin Chrome	382.1200.15	900mm	1200mm	40mm	60mm
Brushed Gold	382.1200.35	900mm	1200mm	40mm	60mm

HC Hole Centres (A)
 L Overall Length (B)
 W/D Width or Diameter (D)
 P/H Projection or Height (C)


AVAILABLE FINISHES:



Natural Oak - Matt Black



Natural Oak - Polished Chrome



Natural Oak - Polished Gold



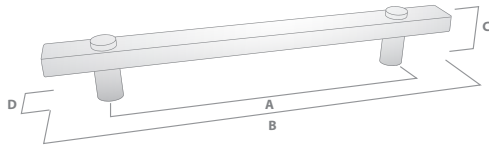
Natural Oak - Satin Chrome



Natural Oak - Brushed Gold

TARKINE

THE TIMBER COLLECTION



TARKINE ENTRANCE HANDLE MYRTLE VISIBLE CAP

FINISH	CODE	HC	L	W/D	P/H
Matt Black	383.450.04	330mm	450mm	40mm	60mm
Polished Chrome	383.450.06	330mm	450mm	40mm	60mm
Polished Gold	383.450.08	330mm	450mm	40mm	60mm
Satin Chrome	383.450.15	330mm	450mm	40mm	60mm
Brushed Gold	383.450.35	330mm	450mm	40mm	60mm
Matt Black	383.600.04	440mm	600mm	40mm	60mm
Polished Chrome	383.600.06	440mm	600mm	40mm	60mm
Polished Gold	383.600.08	440mm	600mm	40mm	60mm
Satin Chrome	383.600.15	440mm	600mm	40mm	60mm
Brushed Gold	383.600.35	440mm	600mm	40mm	60mm
Matt Black	383.900.04	660mm	900mm	40mm	60mm
Polished Chrome	383.900.06	660mm	900mm	40mm	60mm
Polished Gold	383.900.08	660mm	900mm	40mm	60mm
Satin Chrome	383.900.15	660mm	900mm	40mm	60mm
Brushed Gold	383.900.35	660mm	900mm	40mm	60mm
Matt Black	383.1200.04	900mm	1200mm	40mm	60mm
Polished Chrome	383.1200.06	900mm	1200mm	40mm	60mm
Polished Gold	383.1200.08	900mm	1200mm	40mm	60mm
Satin Chrome	383.1200.15	900mm	1200mm	40mm	60mm
Brushed Gold	383.1200.35	900mm	1200mm	40mm	60mm

HC Hole Centres (A)
 L Overall Length (B)
 W/D Width or Diameter (D)
 P/H Projection or Height (C)

AVAILABLE FINISHES:



Natural Oak - Matt Black



Natural Oak - Polished Chrome



Natural Oak - Polished Gold



Natural Oak - Satin Chrome



Natural Oak - Brushed Gold